

Product availability: Stock - Normally stocked in distribution facility

Price*: 419.00 USD



Main

Range of Product	Modicon STB distributed I/O solution
Product or Component Type	Standard analog input kit
Kit composition	STBART0200 module STBXTS1100, 6-terminal screw type connector STBXBA1000 base STBXTS2100, 6-terminal spring clamp connector
Analogue input type	Voltage +/- 80 mV Temperature probe -100...+260 °C Cu 10 2, 3 or 4 wires IEC Temperature probe -100...+450 °C Pt 100 2, 3 or 4 wires US/JIS Temperature probe -100...+450 °C Pt 1000 2, 3 or 4 wires US/JIS Temperature probe -200...+850 °C Pt 100 2, 3 or 4 wires IEC Temperature probe -200...+850 °C Pt 1000 2, 3 or 4 wires IEC Temperature probe -60...+180 °C Ni 100 2, 3 or 4 wires IEC Temperature probe -60...+180 °C Ni 1000 2, 3 or 4 wires IEC Thermocouple +130...+1820 °C thermocouple B Thermocouple -200...+760 °C thermocouple J Thermocouple -270...+1000 °C thermocouple E Thermocouple -270...+1370 °C thermocouple K Thermocouple -270...+400 °C thermocouple T Thermocouple -50...+1665 °C thermocouple R Thermocouple -50...+1665 °C thermocouple S
Analogue input number	2
Analogue input resolution	15 bits + sign
Type of filter	Single low pass input filter 25 Hz

Complementary

Absolute maximum input	+/- 7.5 V DC
Cold swapping	Yes
Hot swapping fallback	Yes for standard NIMs
Fallback status	State 0 basic NIMs User configurable standard NIMs
Data format	EN 61131-2 IEC 61131-2
Input impedance	10 MOhm +/- 80 mV
Maximum supply current for sensors	100 MA per input channels
Protection Type	Short-circuit protection

Absolute accuracy error	+/- 0.1 % of full scale 25 °C internal +/- 0.15 % of full scale 25 °C external
Insulation between channels and logic bus	1500 V for 1 minute
Addressing requirement	1 word for cold-junction compensation 2 input words
Product Compatibility	Mounting base STBXBA1000 Power distribution module STBPDT3100/3105
[Us] rated supply voltage	24 V DC
Supply	Power distribution module
Current consumption	30 mA 5 V DC logic bus
Measurement resolution	0.01 mV voltage 0.1 °C or 0.1 °F temperature probe 0.1 °C or 0.1 °F thermocouple
Conversion time	150 ms voltage 60 Hz 170 ms voltage 50 Hz 180 ms temperature probe 60 Hz 2 or 4 wires 200 ms temperature probe 50 Hz 2 or 4 wires 210 ms thermocouple with internal cold-junction compensation 60 Hz 230 ms thermocouple with internal cold-junction compensation 50 Hz 300 ms temperature probe 60 Hz 3 wires 340 ms temperature probe 50 Hz 3 wires 360 ms thermocouple with external cold-junction compensation 60 Hz 400 ms thermocouple with external cold-junction compensation 50 Hz
Maximum wiring resistance	20 Ohm Cu 10 IEC/US/JIS 2 or 3 wires 20 Ohm Ni 100 IEC/US/JIS 2 or 3 wires 20 Ohm Pt 100 IEC/US/JIS 2 or 3 wires 200 Ohm Ni 1000 IEC/US/JIS 2 or 3 wires 200 Ohm Pt 1000 IEC/US/JIS 2 or 3 wires 50 Ohm Cu 10 IEC/US/JIS 4 wires 50 Ohm Ni 100 IEC/US/JIS 4 wires 50 Ohm Pt 100 IEC/US/JIS 4 wires 500 Ohm Ni 1000 IEC/US/JIS 4 wires 500 Ohm Pt 1000 IEC/US/JIS 4 wires
Measurement accuracy	+/- 1 °C Ni 100 25 °C external +/- 1 °C Ni 100 25 °C internal +/- 1 °C Ni 1000 25 °C external +/- 1 °C Ni 1000 25 °C internal +/- 1 °C Pt 100 25 °C internal +/- 1 °C Pt 1000 25 °C internal +/- 1.75 °C thermocouple B with external cold-junction compensation 77 °F (25 °C) +/- 1.75 °C thermocouple E with external cold-junction compensation 77 °F (25 °C) +/- 1.75 °C thermocouple J with external cold-junction compensation 77 °F (25 °C) +/- 1.75 °C thermocouple K with external cold-junction compensation 77 °F (25 °C) +/- 1.75 °C thermocouple R with external cold-junction compensation 77 °F (25 °C) +/- 1.75 °C thermocouple S with external cold-junction compensation 77 °F (25 °C) +/- 1.75 °C thermocouple T with external cold-junction compensation 77 °F (25 °C) +/- 2 °C Pt 100 25 °C external +/- 2 °C Pt 1000 25 °C external +/- 2.85 °C thermocouple B with external cold-junction compensation 140 °F (60 °C) +/- 2.85 °C thermocouple E with external cold-junction compensation 140 °F (60 °C) +/- 2.85 °C thermocouple J with external cold-junction compensation 140 °F (60 °C) +/- 2.85 °C thermocouple K with external cold-junction compensation 140 °F (60 °C) +/- 2.85 °C thermocouple R with external cold-junction compensation 140 °F (60 °C) +/- 2.85 °C thermocouple S with external cold-junction compensation 140 °F (60 °C) +/- 2.85 °C thermocouple T with external cold-junction compensation 140 °F (60 °C) +/- 3.6 °C thermocouple R with internal cold-junction compensation 77 °F (25 °C) +/- 4 °C Cu 10 25 °C external +/- 4 °C Cu 10 25 °C internal +/- 4 °C thermocouple K with internal cold-junction compensation 77 °F (25 °C) +/- 4.1 °C thermocouple S with internal cold-junction compensation 77 °F (25 °C) +/- 4.2 °C thermocouple R with internal cold-junction compensation 140 °F (60 °C) +/- 4.4 °C thermocouple T with internal cold-junction compensation 77 °F (25 °C) +/- 4.6 °C thermocouple B with internal cold-junction compensation 77 °F (25 °C) +/- 4.6 °C thermocouple E with internal cold-junction compensation 77 °F (25 °C) +/- 5 °C thermocouple S with internal cold-junction compensation 140 °F (60 °C) +/- 5.1 °C thermocouple J with internal cold-junction compensation 77 °F (25 °C) +/- 5.5 °C thermocouple K with internal cold-junction compensation 140 °F (60 °C) +/- 6.4 °C thermocouple T with internal cold-junction compensation 140 °F (60 °C) +/- 6.8 °C thermocouple B with internal cold-junction compensation 140 °F (60 °C) +/- 6.8 °C thermocouple E with internal cold-junction compensation 140 °F (60 °C) +/- 7 °C thermocouple J with internal cold-junction compensation 140 °F (60 °C)

Marking	CE
Overvoltage category	II
Status LED	Module status (RDY) 1 LED Green) Module error (ERR) 1 LED Red)

Environment

Product Certifications	UL FM Class 1 Division 2 CSA ATEX Cat 3G C-tick
Pollution degree	2 IEC 60664-1
Operating altitude	<= 6561.68 ft (2000 m)
IP degree of protection	IP20 conforming to EN 61131-2 class 1
Ambient Air Temperature for Operation	32...158 °F (0...70 °C)
Ambient air temperature for operation	32...140 °F without derating
Ambient air temperature for storage	-40...185 °F (-40...85 °C) without derating
Ambient air temperature for storage	-40...185 °F without derating
Relative humidity	95 % 140 °F (60 °C) without condensation
Vibration resistance	+/-0.35 mm 10...58 Hz 3 gn 58...150 Hz 35 x 7.5 mm symmetrical DIN rail 5 gn 58...150 Hz 35 x 15 mm symmetrical DIN rail
Shock resistance	30 gn 11 ms IEC 88 reference 2-27

Ordering and shipping details

Category	"18215 - ADVANTYS STB I/O
Discount Schedule	PC32
GTIN	03595863948691
Nbr. of units in pkg.	1
Package weight(Lbs)	4.80 Oz (136 g)
Returnability	Yes
Country of origin	FR

Packing Units

Unit Type of Package 1	PCE
Package 1 Height	0.98 In (2.5 cm)
Package 1 width	3.15 In (8 cm)
Package 1 Length	5.12 In (13 cm)

Offer Sustainability

Sustainable offer status	Green Premium product
California proposition 65	WARNING: This product can expose you to chemicals including: Lead and lead compounds, which is known to the State of California to cause cancer and birth defects or other reproductive harm. For more information go to www.P65Warnings.ca.gov
REACH Regulation	REACH Declaration
EU RoHS Directive	Pro-active compliance (Product out of EU RoHS legal scope) EU RoHS Declaration
Mercury free	Yes
RoHS exemption information	Yes
China RoHS Regulation	China RoHS Declaration
Environmental Disclosure	Product Environmental Profile

Circularity Profile

 [End Of Life Information](#)

WEEE

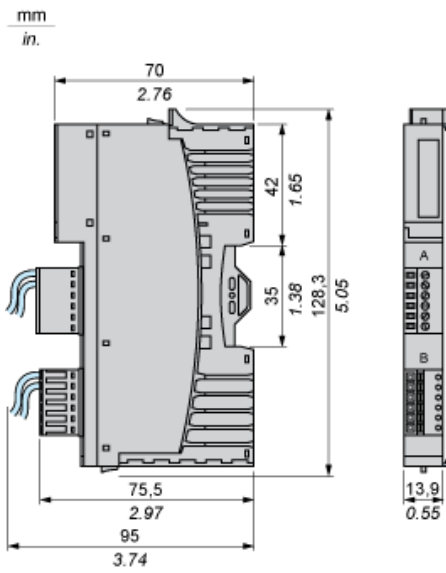
The product must be disposed on European Union markets following specific waste collection and never end up in rubbish bins.

Contractual warranty

Warranty

18 months

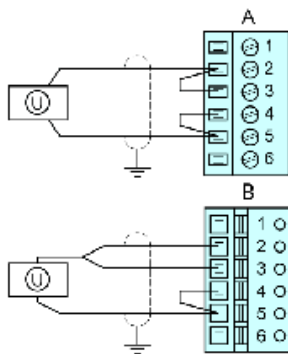
Dimensions



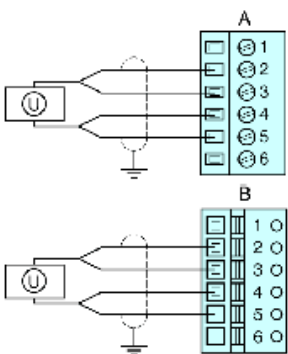
Wiring Diagrams

Examples

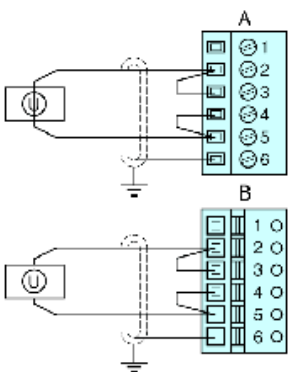
2 and 3-wire temperature probes



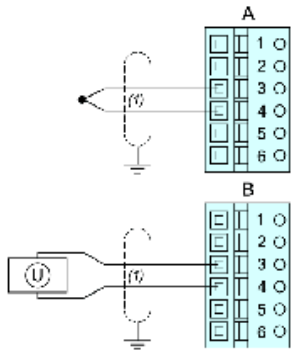
4-wire temperature probes



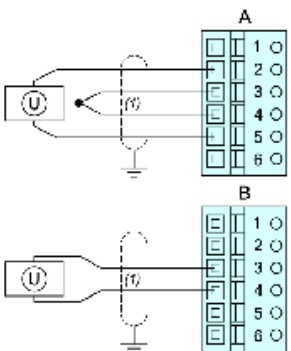
2-wire temperature probes in highly disturbed environments



2-wire thermocouple and voltage sensor (mV)



2-wire thermocouple and voltage sensor (mV) with cold-junction compensation



Pin	Top Connections	Bottom Connections
1	no connection	no connection
2	Always used for RTD +	Always used for RTD +
RTD + connection for external cold-junction compensation on a TC sensor		
no connection for TC connection for TC or mV		
3	TC + or mV + connection	TC + or mV + connection
Either used or junction compensated for two-wire RTD, or four-wire RTD		
4	TC - or mV - connection	TC - or mV - connection
Either used or junction compensated for two-wire RTD, or four-wire RTD		
5	Always used for RTD -	Always used for RTD -
RTD - connection for external cold-junction compensation on a TC sensor		
no connection for TC connection for TC or mV		
6	inner double-shield cable	cable shield

Product Life Status : **Commercialised**